

OID-Info.com 2.0 Design

[27 Nov 2022 \(SVN Rev 24\)](#)

[DOWNLOAD ALL CHANGES HERE:](#)

https://misc.daniel-marschall.de/oid-repository/confidential/new_page/

Things changed in SVN Rev 24 (27 Nov 2022)

- Re-synced contents with current online version

Things changed in SVN Rev 11 (26 Nov 2022)

- More fixed according to email feedback

Things changed in Version 1.6 (16 Apr 2022)

- More fixed according to email feedback

Things changed in Version 1.5 (3 Apr 2022)

- Desktop version changes according to E-Mail from Olivier 03.04.2022

Things changed in Version 1.4 (24 Mar 2022)

- Outsourced color FF5500 from HTML files into style.css
- Re-synced question 25 of faq.htm as of 21 Mar 2022
- Country codes: Changed `tree=1.2.392,0.2.440` to `tree=0.2.440,1.2.392`

Things changed in Version 1.3 (19 Mar 2022)

- Worked on topics of the feedback e-mails.
- Re-synced all changes between 8 Nov 2021 and 19 Mar 2022, except for index.htm where I couldn't recognize what was changed!

Things changed in Version 1.2 (18 Feb 2022)

- Changed a few things mentioned by Olivier E-Mail 13.02.2022 (marked green = done).
- Released a ZIP containing both, my patch applied over the old files of the student.

Things changed in Version 1.1 (19 Nov 2021)

- **index.raw.htm** : Fixed carousel images
- **index.raw.htm** : Added the "Pager" to the "Carousel"
- **style.css** : Added some features from the current design (e.g. link hover colors)
- **style.css** : Smaller design improvements
- **basic-search.raw.htm** : Took content from the current website
- **__template__.htm** : mobile search box works now
- **captured-standards.raw.htm** : Used new Word document, adjusted to the new design

green = done

yellow = TODO Daniel

red = Question/TODO to Olivier

Olivier E-Mail 29.11.2022

Received new gestion/index.htm and gestion/replace.htm . Need to sync now.

Olivier E-Mail 03.05.2022

Hello daniel,

I've added a new -add-defined-value (first) item under "Execute" on the gestion/index.html web page:

Execute:

- add-defined-value
- add-illegal-oid
- check-consistency: leaf & frozen OIDs
- check-disk-used: Max size: (Go)
- check-history: Nb max: Nb max changed:
- check-oids: Nb max: Nb errors:
- check-processes: Max runtime: (minutes)
- check-similarity: Nb max: Nb errors:
- check-url:
- delete-url-status: ("old" to delete old status)
- diff-web-pages
- email: To: Title: Body:
- reset-oid-checked-last-time
- check-oids+similarity+reset

➔ Done (SVN Rev 29)

Olivier E-Mail 15.04.2022**1. GESTION**

Further checking the desktop version of /gestion/index.htm:
I'd align (on the same vertical line) "Management", the orange line of buttons and "Registrant accounts" for a better looking. Also "Management" should be a slightly bigger font as it is an "H1" title compared to "Registrant accounts" which is "H2":

Management 📍 ↶ 🗑

MANAGE COUNT COUNTRY OIDS SEARCH/REPLACE ADMIN EXECUTE REGISTRANT ACCOUNTS

Registrant accounts

2. GESTION

Manage

> **OIDs to validate**

There is no OID to validate.

Webmaster 15 Apr 2022 Page top

> **OIDs with suggested modifications**

There is no suggested modification.

Webmaster 15 Apr 2022 Page top

-> These 2 boxes are two high (too many lines) compared to the current "gestion" page (and the "Database activity" box is missing:

>> **OIDs to validate** > [Daniel Marschall's jobs](#)

There is no OID to validate.

>> **OIDs with suggested modifications**

There is no suggested modification.

>> **Database activity** > [Google tools for webmasters](#)

total	1 ≤ 7 (postgresql-max-backends)
--------------	--

3. INDEX.HTM

Warning: This OID repository is a kind of wiki where any user can add information about any OID (pending validation by the OID repository admin), but this OID repository is not an official registration authority for OIDs, so an OID can only be described in this OID repository if it has been officially allocated by the registration authority of its parent OID. For more information, see ["What is an OID repository?"](#)

Disclaimer: The owner of this site does not warrant or assume any liability or responsibility for the accuracy, completeness, or usefulness of any information available on this page (for more information, please read the complete [disclaimer](#)). [All rights reserved](#), Orange SA © 2022

-> "Warning" and "Disclaimer" should be displayed similarly, i.e., "Disclaimer" in black with the same font size as "Warning" (and same font size for the text that follows them).

4. GESTION

On page "Count", there is a "doc" at the bottom of:

List OID's by category:

Standardized OID

doc

5. GESTION

This is the latest possible commands for "Execute":

Execute:

-add-illegal-oid

-check-consistency: leaf & frozen OIDs

-check-disk-used: Max size: (Go)

-check-history: Nb max: Nb max changed:

-check-oids: Nb max: Nb errors:

-check-processes: Max runtime: (minutes)

-check-similarity: Nb max: Nb errors:

-check-url:

-delete-url-status: ("old" to delete old status)

-diff-web-pages

-email: To: Title: Body:

-reset-oid-checked-last-time

-check-oids+similarity+reset

6. SUBMIT.HTM

Further checking the desktop version of submit.htm:

I think this page is much too complicated for a newcomer. I'd not display the following by default but only show it if the user click on something like "See more detailed explanations":

The example below is an XML document that conforms to our [XML schema](#) and contains the description of one OID (namely, `{joint-iso-itu-t(2) example(999) xml-submission(777)}`).

- There can be more than one `<oid>` block per `<oid-database>` but only one `<oid-database>` per XML file.
- A father OID does not need to be described in the file prior to its child OIDs because the tool will sort the blocks before adding information to the OID repository.
- The `<submitter>` part contains information about you. This information will not be displayed when people will query the OID repository. It is at that email address that you will receive the result of your XML submission. That email address will also be used to keep you informed if the OID descriptions you

7. INDEX.HTM

Further checking the desktop version of index.htm:

I don't find the following very aesthetic. I suggest to try to put an orange rectangle around each possible action (whether some data has to be entered in a box or it is simply a hyperlink to click). We would then have a list of 9 boxes:

Display information about the following OID:

> Display a [random OID](#)

> [Tree display](#) (walk down the tree by folding/unfolding nodes)

Draw the OID tree for the following OID:

> [Search in the OID repository](#)

Add a description for the following OID:

> [Submit XML descriptions of many OIDs](#)

> Display the [number of OIDs](#) in the repository

> Display the [most populated OID arcs](#)

8. INDEX.HTM

 This is what I get for "What is an OID?" (also for "How are OIDs allocated?", etc.):

Basic concepts of Object Identifiers (OIDs)

- One of many identification schemes
- Basically very simple: A tree
- Arcs are numbered and may have an associated identifier
- Infinitely many arcs from each node (except at the root)
- Objects are identified by the path (OID) from the root to a node



- A Registration Authority (RA) allocates arcs beneath its node to subordinate RAs, and so on, to an infinite depth

Main actions

- [What is an OID?](#)
- [How are OIDs allocated?](#)
- [What is an OID repository?](#)
- [How are OIDs displayed?](#)

What is an OID?

An object identifier (OID) is an extensively used identification mechanism jointly developed by ITU-T and ISO/IEC for naming any type of **object, concept or "thing"** with a globally unambiguous name which requires a persistent name (long life-time). It is not intended to be used for transient naming. OIDs, once allocated, should not be re-used for a different object/thing.

It is based on a hierarchical name structure based on the "OID tree". This naming structure uses a sequence of names, of which the first name identifies a top-level "node" in the OID tree, and the next provides further identification of arcs leading to sub-nodes beneath the top-level, and so on to any depth.

A critical feature of this identification mechanism is that it makes OIDs available to a great many organizations and specifications for their own use (including countries, ITU-T Recommendations, ISO and IEC International Standards, specifications from national, regional or international organizations, etc.).

[More information](#)

Webmaster 03 Apr 2022

➔ Fixed (SVN Rev 4); happens only on large screens.

Olivier E-Mail 12.04.2022

in case I lose track, I've slightly changed the FAQ as follows:

➔ changed the beginning of the answer to question 30:

➔ Applied changes 16.04.2022

The OID standards have no limit whatsoever about the depth of an OID in the OID tree (i.e., number of arcs) and the size of the integer associated to each OID arc. At the moment, the <a href="/get/1.3.6.1.4.1.1248.1.1.2.1.3.21.69.112.115.111.110.32.83.116.121.108.117.1

15.32.80.114.111.32.52.57.48.48">longest OID described in the OID repository has 171 chars and 34 arcs. The greatest number for an OID arc has 39 digits. However, there are constraints for OIDs used in SNMP Management Information Bases (see question 24) and some tools may have size limitations (or bugs):

- changed the second bulleted item of question 24:
→ Applied changes 16.04.2022

- According to RFC 2578, section 3.5, all OIDs are limited to 128 child OIDs and each OID has a maximum (integer) value of $2^{32}-1$ (<code>4294967295</code>).

- ⇒ replaced everywhere <https://tools.ietf.org/html/> by <https://datatracker.ietf.org/doc/html/> (strange that your bot didn't notify these URLs as stale)
OLIVIER ==> The first URL is redirecting to the second one, hence my request to update it.
Fixed SVN Rev 3

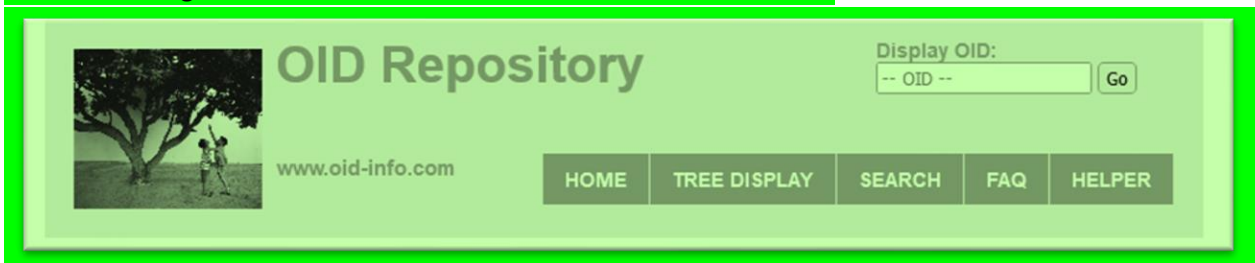
Olivier E-Mail 05.04.2022

Olivier sent current file "gestion/index.htm". Need to check if we need to update content to the current gestion page design.

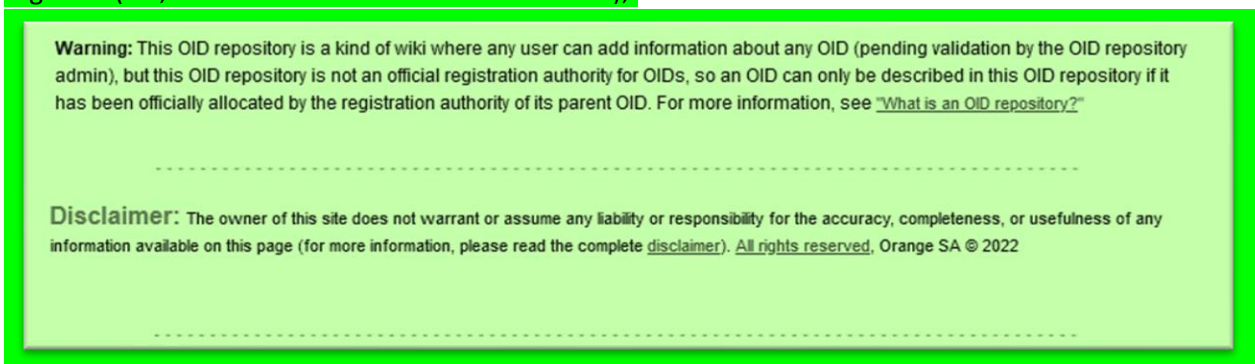
- ➔ Obsolete. New version sent 29.11.2022

Olivier E-Mail 03.04.2022

1. The following dotted line: shall have the same width as the banner:



2. I'd remove the blank line(s) underneath the disclaimer and put the Warning and the disclaimer together (i.e., remove the dotted line in the middle):



3. With the disclaimer, I think we can remove "This site is sponsored by Orange SA" at the very bottom.

Smartphone display:

4. I'd put "OID Repository" on the left of the banner (like the computer-display banner):



→ Done (SVN Rev 6)

5. The title of the page is not big enough "Frequently Asked Questions" is not bigger than the "Questions" subtitle below):



→ Page title had 14px and subtitle had 12px. Changed page title to 16px to make the difference more visible. (SVN Rev 7)

6. The following text shall be normal size and not bold: "Welcome to the OID repository, the wiki of public information about Object Identifiers (OIDs)". Also, the hyperlink on "Object Identifiers" is wrong.



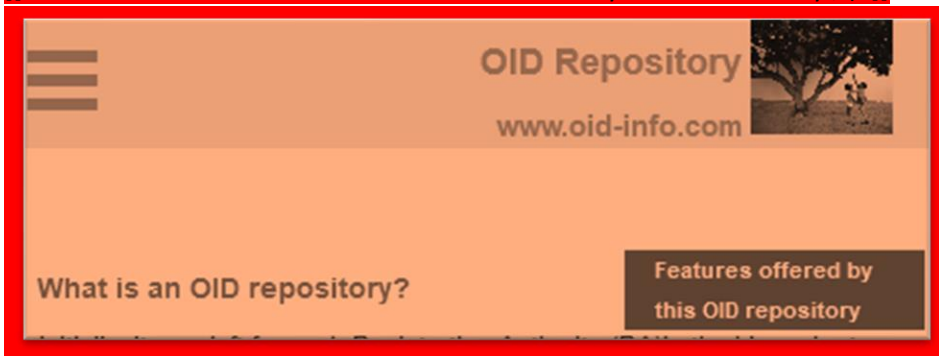
→ Yikes! Fixed in SVN Rev 8

7. The page bottom shall appear on page "How are OIDs displayed" (to avoid having arrow on "Email address to report remarks or errors" going in wilderness):



→ Fixed (SVN Rev 13)

8. I don't like the sub-menu turning red when the mouse cursor is over it (I suggest making the s: [[Your email was cut off here. I do not know what you wanted to say ;-)]]



Can we try putting the text "Features offered by this OID repository" in grey (same grey as the top banner) and the text changing to orange when the mouse is over it, i.e., same behavior as:

→ I don't understand what you mean... are you talking about the Desktop version or the mobile version? Phones do not have any "hover"?? I don't have a phone that reacts when my finger hovers over the menu, so I do not know how to menu looks .

On the desktop version the background changes from "gray" to "orange" and the font stays white.

Also testing /gestion/:

1. The "Submit OID descriptions as XML files" part shall not appear on the "Count", "Country OIDs", etc., pages.

2. It is awkward that the sub-menu of "Submit OID descriptions as XML files" is called "XML schema for OID descriptions" but develops into "XML schema for the allowed subset of XHTML" when the mouse is over it. I'd call the menu "XML schemas" and it would develop into:

- XML schema for OID descriptions

- XML schema for the allowed XHTML subset (note the slight change)

3.

3. (on /gestion/index.htm) I don't like the text "About this form". Is it possible to put "XML Schemas" at the right of the title "Submit OID descriptions as XML files"? Similarly, I'd delete "XML Example" and append its text in the previous (and only) (i).

[XML Schemas](#)

Submit OID descriptions as XML files

About this form

File name (a single XML file containing all the OID descriptions, or a zipped archive of XML files):

Parcourir... Aucun fichier sélectionné. [Submit](#)

ignoreNL ignore all newline characters used in text descriptions between XML tags. By default, newline characters are turned into elements when displayed in HTML. When this box is checked, newline characters are replaced with a whitespace.

XML Example

➔ Fixed SVN Rev 9

4. On "Search/Replace", I'd put the following links first (in the modified order):

[Basic search](#)[Advanced search](#)[Replace](#)

5. I'd like to have a whitespace after each arrow symbol.

6. Delete the space in front of "free" in

[OID handbook \(free\)](#)**Smartphone display:**

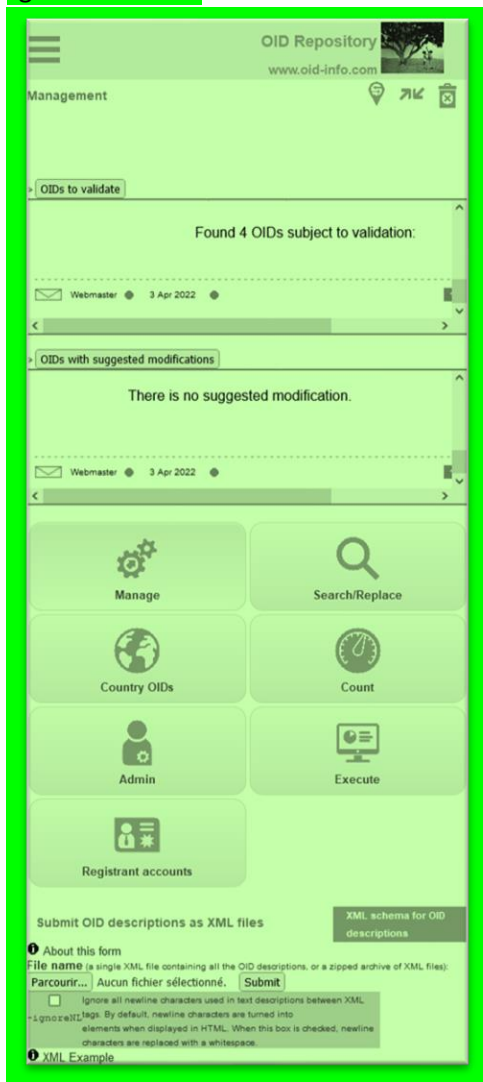
7. The following two boxes shall have less lines (the idea is to only see "Found 4 OIDs subject to validation:"). ➔ Changed to the height of the current 2022 version of gestion/index.htm

I'd also delete a couple of blank lines (or maybe those lines are there to display the "errors-during-vacation.htm" file when it exists?) underneath the "Management" title (which should be a bigger font, see previous mail):

➔ Yes, the lines are from the vacation thingy.



8. When I've clicked on a button on the main "gestion" page, how can I go back to that main "gestion" menu:



→ I change the code so that the buttons stay. Then you can quickly switch between the subpages. (SVN Rev 10)

Note also that it is strange to have the "Submit OID descriptions as XML files" part underneath the "button menu". It should only appear on the "Manage" page.

→ Fixed (This has been fixed somewhere automatically ...?)

9. If I click on the "Admin" button, the page is not displayed from the top but as follows:

2015 Set cookie

> Database activity

> Google tools for webmasters

> Browser (user-agent) testing

Submit OID descriptions as XML files XML schema for OID descriptions

i About this form

File name (a single XML file containing all the OID descriptions, or a zipped archive of XML files):

Parcourir... Aucun fichier sélectionné.

Ignore all newline characters used in text descriptions between XML tags. By default, newline characters are turned into elements when displayed in HTML. When this box is checked, newline characters are replaced with a whitespace.

i XML Example

→ Since the button bars stay there, the bug might be fixed? I am not sure. Please try again.

Olivier E-Mail 13.02.2022

I've replaced tabs by double spaces and deleted blank lines in `__template__.htm` (I'll do this in other files at a later time).

- Ok, I have copied the changes from `http://oid-info.com/new/__template__.htm` to my working copy.
- Attention: You also have this old file which was very confusing for me: `http://oid-info.com/new/__template__.html` extension HTML instead of HTM

It'll be easier/quicker for me to integrate it in the Ocaml code if we have a `__template_begin.htm` and `__template_end.htm` (without `%%CONTENT%%`) as the content is usually generated by a call to multiple functions.

I suppose the static HTML pages could then easily be generated from the `.raw.html` files using an appropriate shell command such as `sed`?

Something like (not tested):

```
sed 's/%%TITLE%%/Title of the page/' __template_begin.htm` page.raw.htm > page.htm
cat page.raw.htm >> page.htm
sed 's/%%MODIFICATION_DATE%%/`date +%e %b %Y`/' __template_end.htm >> page.htm
```

I could then have a dedicated goal in my makefile.

- Sounds good. I have split `__temple__.htm` accordingly.

The disclaimer should only be displayed at the bottom of `index.htm`.

→ Done

The following para should have the same width as the disclaimer:

This OID repository is a kind of wiki where any user can add information about any OID (pending validation by the OID repository admin), but this OID repository is not an official registration authority for OIDs, so an OID can only be described in this OID repository if it has been officially allocated by the registration authority of its parent OID. For more information, see ["What is an OID repository?"](#)

→ Done

The carousel does not display. Maybe it is because at the moment I'm testing in the /new directory (<http://oid-info.com/new/>)?

→ Reason: You have not included the original files of your student.
In my latest WIP of 18 Feb 2022, I have put everything into the ZIP file

There was a dotted line above the bottom line (with the modification date) which has disappeared.

→ It was deleted by the previous developer. I re-added it.

The link on the envelope shall be /help and not <mailto:admin@oid-info.com>

→ OK

"This site is sponsored by [Orange S.A.](#)" should only appear at the bottom of index.htm.

If needed, it could be another %% parameter in __template_end.htm. In fact, this parameter is probably needed for the dynamic webpages because I'm displaying specific icons there which can only be seen by me as the admin.

→ Ok, I have replaced "This site is sponsored by..." by "%FOOTER TEXT%", which can be filled by you

In the FAQ, the question titles are not displayed in front of their question number.

→ Fixed. (This happened only to Firefox. Edge and Chrome worked.)

The text on the basic search page should have the same width as the advanced search page.

→ Done

On index.htm, I'd put the 3 titles in black (there seems to be a bit too much of orange color on this page):

- Display information about the following OID:
- Draw the OID tree for the following OID:
- Add a description for the following OID:

→ Done

On my smartphone:

- In the FAQ, the question titles are not bold and are not displayed at the same level as the question number.
→ Fixed
- Are you using a red color (instead of Orange) for some titles (E.g., "What is an OID repository")?
→ I'm using color FF5500 . I have now made it configurable, so you can now edit the color FF5500 in the file style.css .
→ DM 16.04.2022 : I changed the color FF5500 to E28923 (which is the orange you see in the menu and everywhere else). So it does not look too much like red.
- Also the "More information" sub-menu on the "What is an OID?" page is gray but I'd prefer that it be orange like the other menus and buttons.
→ Fixed
- I thought that the carousel would appear somewhere?
→ Unfortunately, this was not implemented by the student. I am not sure if I can add it easily (I don't have much knowledge with that topic).

Bug reports to Olivier:

- This works: `/cgi-bin/display?tree=1.2.410,2.16.410`
This does not work: `/cgi-bin/display?tree=1.2.392,0.2.440`

OIDs has to be in increasing order in the "tree" argument. Hence, `tree=0.2.440,1.2.392` works.

Ok. I fixed the country codes site.
`<div align="right">392</div>`
The bug is also on your current page (<http://oid-info.com/doc/country-codes.htm>)
→ Fixed by Olivier 15.04.2022
- Should these pages not password protected?
http://oid-info.com/cgi-bin/display?action=subject_to_validation_search&see=number#result
http://oid-info.com/cgi-bin/display?action=subject_to_modification_search&see=number#result
(Olivier: It is only when I click on a listed OID (to be validated or updated) that the password is really needed. Anyway, these pages are now password-protected.)
- It is a bit nit-picking, but on http://oid-info.com/cgi-bin/display?action=subject_to_modification_search&see=number#result I currently see this instead of a password error message.
→ Olivier: This is intended

Olivier E-Mail 14.02.2022

here is what I get for gestion/index.htm on my computer:

The screenshot shows the OID Repository website. At the top, there is a header with the logo and navigation links: HOME, TREE DISPLAY, SEARCH, FAQ, HELPER. Below this is a 'Management' section with a dark menu bar containing: MANAGE, COUNT, COUNTRY OIDS, SEARCH/REPLACE, ADMIN, EXECUTE, REGISTRANT ACCOUNTS. The main content area is white and contains several sections:

- Manage**: Two expandable boxes. The first, 'OIDs to validate', shows 'Found 3 OIDs subject to' and a list of OIDs. The second, 'OIDs with suggested modifications', shows 'There is no suggested modification.'
- Manage the OID repository:** A dropdown menu with 'definitively create' selected and a 'Submit' button.
- Display the description of the following OID:** A text input field and a 'Display' button.
- Draw the tree for the following OID:** A text input field and a 'Tree display' button.
- Links:** A list of links including 'OID handbook (free)', 'OID flyer', 'Disclaimer', 'Daniel Manshall's tools', 'Daniel Manshall's jobs', 'IANA registries', and 'Jointly administered registries'.
- Submit XML descriptions:** A dropdown menu with 'Parcourir...' selected and a 'Submit' button. Below it is a checkbox for 'ignore& (do not replace newline characters by
)' and a note: '(noAdministr& -noemail -ignore/notifications -definitive)'. There are also links for 'Submit' and 'Public XML Schema'.
- Submit OID descriptions as XML files:** A section with a title and a detailed explanation of the form's purpose and rules. It includes a note about the XML schema and a list of rules for submitting descriptions.

- The gray area around the menu at the top is strange.

→ Removed

- The explanations underneath "Submit OID descriptions as XML files" should appear if I click on an (i) icon.

→ Done

- The size of the "OIDs to validate" and "OIDs with suggested modifications" boxes shall be percentages (I guess) so that their size is adapted when displayed on a smartphone.

→ The size was set to 50% . I changed it to 100%.

I am amazed that such a "<object data="..." type="text/html" > works. I only knew <iframe src="...">

- As said in my previous email, I prefer to reserve "red" to error and warning messages. Consequently, all uses of a red color for subtitles and menus shall be replaced.

→ (see previous entry in working document)

- index.htm: I'd move "Display a random OID" up underneath the "Display information about the following OID:" box.

→ Done

- index.htm: Can you please remove the white background around the icon for "OID helper"?

→ I already did that. Do you have the correct file (images/helper.png) and cleared the cache??

- On "What is an OID repository?", replace the "More info" menu by "Features offered..." as it is the only item in this menu.

→ Done

On my smartphone:

- index.htm: When we are on a "sub-page", e.g., "What is an OID?", I'd like to have a "Back" (or "Main menu") button. It is straightforward to click on "Home" in the top menu behind the 3 horizontal bars.

→ Fixed (SVN Rev 11)

- the gestion/index.html background is entirely gray.

→ Fixed

- index.htm: We need a small introductory text above the buttons (e.g., "Welcome to the OID repository, the wiki of public information about object identifiers (OIDs)", otherwise a user who comes to the web site for the first time won't understand.

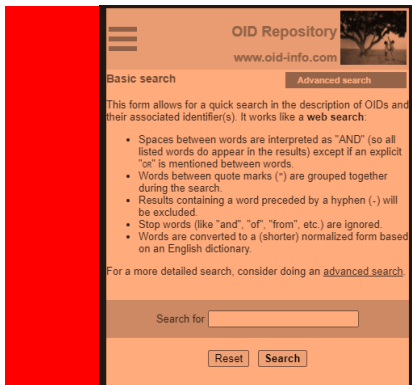
→ Done.

I also suggest adding the "Display OID" box above the buttons as it is the most used action.

→ Done

- basic-search.htm: The text is too large.

→ I can't reproduce the problem. Can you show me a screenshot? On my VM it looks like this:



- search.htm: the right-hand side column is not large enough so the explanatory text is displayed in a narrow but long box.

→ TODO (This is very complex, as this table view is absolutely not made for mobile use. I would like to move this fix into the future. Maybe I have a good idea later.)

Answers to the email of November?

<http://www.oid-info.com/captured-standards.htm> ==> This file is generated from a Microsoft Word document, so does not use the normal header/footer. But I could edit it directly in HTML in the future. I've attached the latest Word file (the HTML file is one year older!).

Thank you for the update. Ok, I have created **captured-standards.raw.htm**. You can do future changes in HTML.

BTW would you have a tool which could pretty-print the HTML code (for example, I like indenting with 2 spaces, not more). I noticed that the student edited the code by hand so it is not properly indented.

I edited the code in Microsoft Visual Studio, which has an auto-format functionality. But I regret having used it, because it made the code much worse, since it placed so many line-breaks 😞

I don't understand why such complexity is needed. Once the pages are updated to the new design, I'll simply update their HTML content (this anyway occurs very rarely).

It is important for me that there will be one template, and if anything needs to be changed at the design, you only need to change this one file.

So, it is indeed a bit more complex at the beginning, but eventually, it will be much easier for us to change anything to the template. For example, if we want to change a color, then we would only need to edit a single file, and not each file individually.

Since you don't develop the site offline, I recommend you do strategy "B", so your OCaml script will take the "raw" files and the "template" and mix them together. You can delete the non-raw pages (e.g. faq.htm) then. They were just for testing.

(I spent a very long time "unifying" the header/footer of the HTML files of your student, because they were all a little different, had slightly different embedded JavaScripts etc., even if these differences were not easy to spot by just looking at the page)

Absolute URLs are no problem to me as I don't use a local copy of the web site.

Ok. But for the beginning I need the relative URLs, because I am developing the page on my computer. I will probably continue fixing small things as necessary, until everything is perfect, so it would be good if we keep the relative URLs for that time.

Synchronization of current oid-info.com contents

All changes included as of change date:

Important: I synced using the tool "WinMerge" which only compared the "text-output". No hyperlinks, HTML attributes or images are compared! (We should do such a hyperlink comparison shortly before the new design goes online. One last accurate sync between the contents is very important)

faq.htm	29 Nov 2022 (SVN Rev 28; SVN Rev 26 with hyperlinks)
country_codes.htm	10 Oct 2022
country_oids.htm	28 Nov 2022 (SVN Rev 25)
/cgi-bin/display?country=*&see=embedded	synced 28.11.2022 (SVN Rev 21+22)
dsc/ICD-list.htm	(Synced 27.11.2022)
basic-search	24 Oct 2022 (SVN Rev 14)
advanced-search (replaced search.htm)	28 Nov 2022 (SVN Rev 27)
standards	28 Nov 2022 (SVN Rev 13)
regexp	11 Oct 2022 (SVN Rev 13)
name-forms	11 Oct 2022
introduction	11 Oct 2022 (SVN Rev 13)
index	21 Nov 2022
disclaimer	15 Apr 2022 (SVN Rev 13)
captured_standards.htm	Synced 27.11.2022 (SVN Rev 16)
density	20 Nov 2022 (SVN Rev 14)
display-example	11 Oct 2022 (SVN Rev 13)
Image replaced 27.11.2022 and added footer line using Photoshop	
submit.htm (replaced index.htm#submit)	11 Oct 2022 (SVN Rev 18)
getting-an-oid-in-xml.htm	11 Oct 2022 (SVN Rev 17)
registrant-account-charter.htm	11 Oct 2022

Known problems

- Pages which have tabs (e.g. `country_oids.htm`) cannot be referred to using a HTML anchor (e.g. `country_oids.htm#agreements`) anymore. This can be fixed by creating a JavaScript which checks the existence of the anchor in the URL (e.g. `#agreements`) and then switches to the appropriate tab.

Olivier TODO list for starting with the new design

1. Make backup of whole repository code and files
2. Place my files in your main directory.
(You probably need to sync the **images/**, **doc/**, etc. directories with your current page).
3. Delete the following files (they are no required anymore!)
 - a. `Menu.js` → `Menu.js.old`
(is used by old design only)
 - b. `style_country.css` → `style_country.old`
(is used by old prototype only. Have been merged with `style.css`)
 - c. `__template__.htm` and `__template__.html`
4. Change your OCaml scripts so they are using the new template:
Template files: `__template_begin.htm` and `__template_end.htm`
Raw content files `*.raw.htm`

Explanation of template

There is a file `__template_begin.htm` and `__template_end.htm` which is your main template for every “static” and “dynamic” page.

They contain the following template strings which your scripts must replace:

```
%%TITLE%%
```

Replace by the title. Note that you need to take care that HTML entities are correctly replaced (é → `é`; etc.)

```
%%MODIFICATION_DATE%%
```

In the format “12 Nov 2021”

```
%%FOOTER_TEXT%%
```

Can be filled with “This site is sponsored by Orange S.A.” or anything else

Files outside the base directory

There are slight differences in the template creation for files which are outside the base directory:

- The documents in **doc/**, **errors/** and **gestion/**, or virtual directories like **/get/xxx**:

```
<head>
becomes
<head><base href="..">
```

The “base” tells HTML to fix all relative directories one level up. Otherwise, references to “images/”, “style.css”, etc. would be broken, or we need to place absolute URLs everywhere. But if we’d use absolute URLs, then we can’t debug the page on a local copy.

- The documents in **gestion/** :

```
<div id="wrapper">  
becomes  
<div id="wrapper_in_management">
```

Have fun with the new design!